

# Elements of Art Hunt:

1. Using images from magazines, select examples for each of the following elements and sub elements.
2. Make each example approximately 10cm X 10cm (cut to size)
3. Describe or explain how the examples you chose represent the corresponding element
4. Assemble this information together and paste it up on a large sheet of mayfair. The information should be neatly labeled, clearly organized, and coherent.
5. Record your names and class cycle on the poster.

Line: find 3 different types of line












Texture: provide an example of implied texture and create an example for actual texture using found materials

Colour: provide examples for each of complementary, analogous, and primary colours

Shape: provide examples of designs focused around shape and one for form

Space: provide examples for actual and shallow space

Value: show examples of a design with high value and low value.

ELEMENTS OF ART		Names
		Cycle
Line	<input type="checkbox"/> <input type="checkbox"/> <input type="checkbox"/>	
Texture	implied <input type="checkbox"/>	
	Actual <input type="checkbox"/>	
Colour	Complimentary <input type="checkbox"/>	
	Analogous <input type="checkbox"/>	
	Primary <input type="checkbox"/>	
Shape	<input type="checkbox"/>	
Form	<input type="checkbox"/>	
Space	actual <input type="checkbox"/>	
	shallow <input type="checkbox"/>	
Value	high <input type="checkbox"/>	
	Low <input type="checkbox"/>	